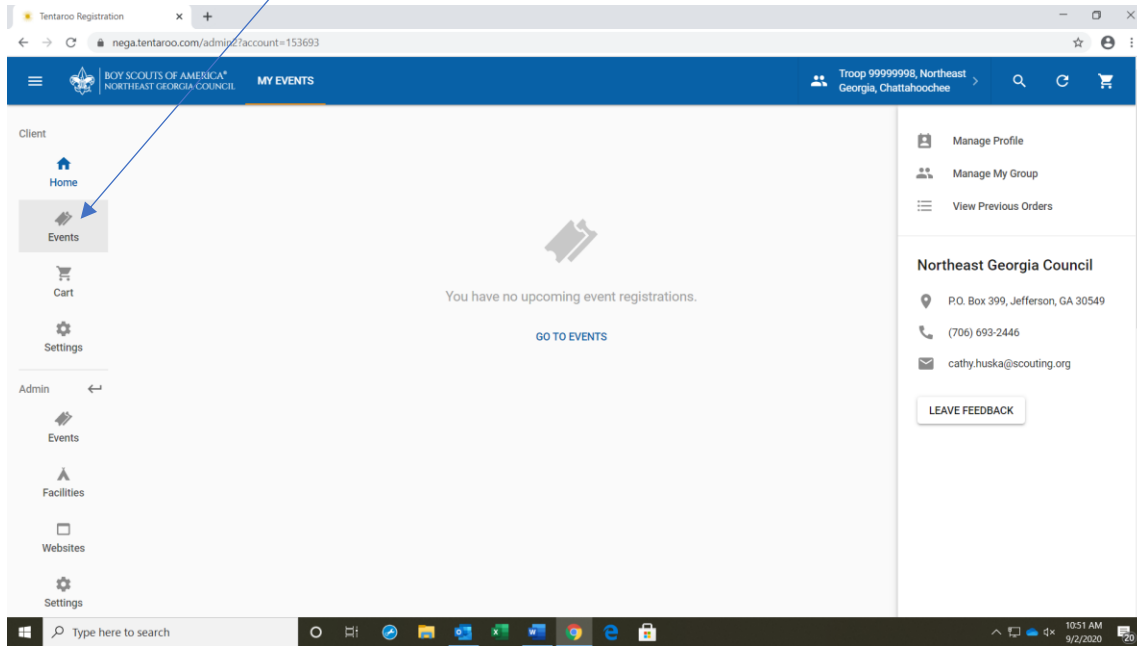


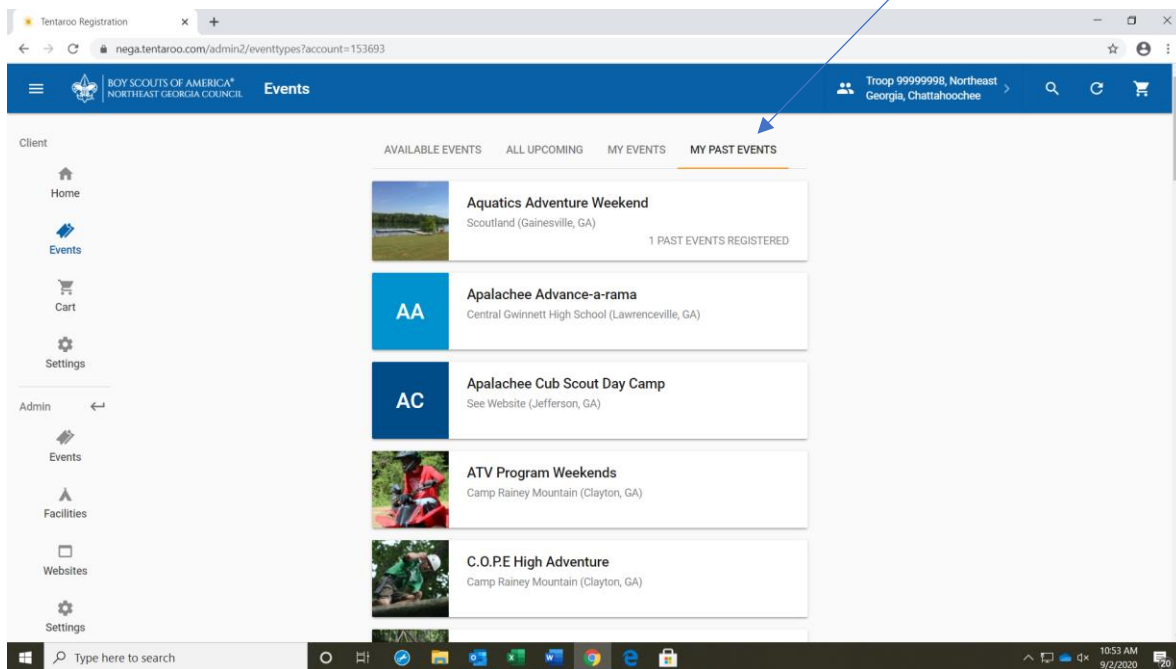
## How to Print Blue Cards after Aquatics Weekend

Step 1. Log in to Tentaroo

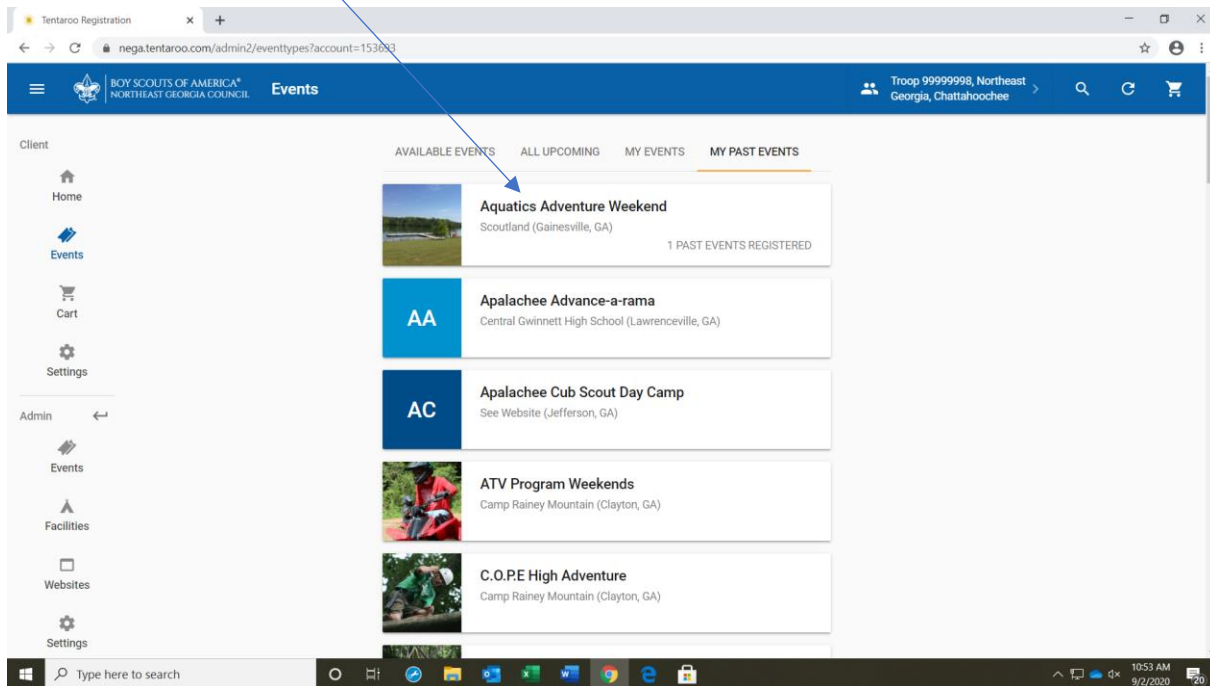
Step 2. Go to your **Events** on the left-hand side



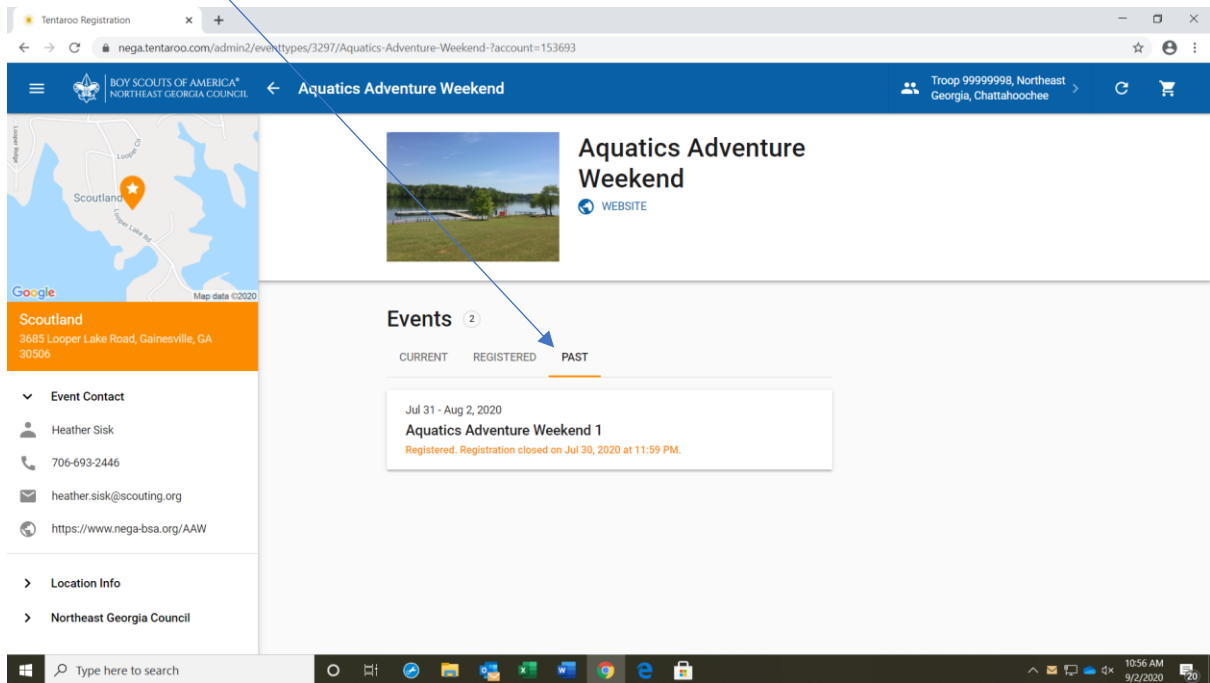
Step 3. After Clicking on Events, you will see a list of Events. Click on **My Past Events**.



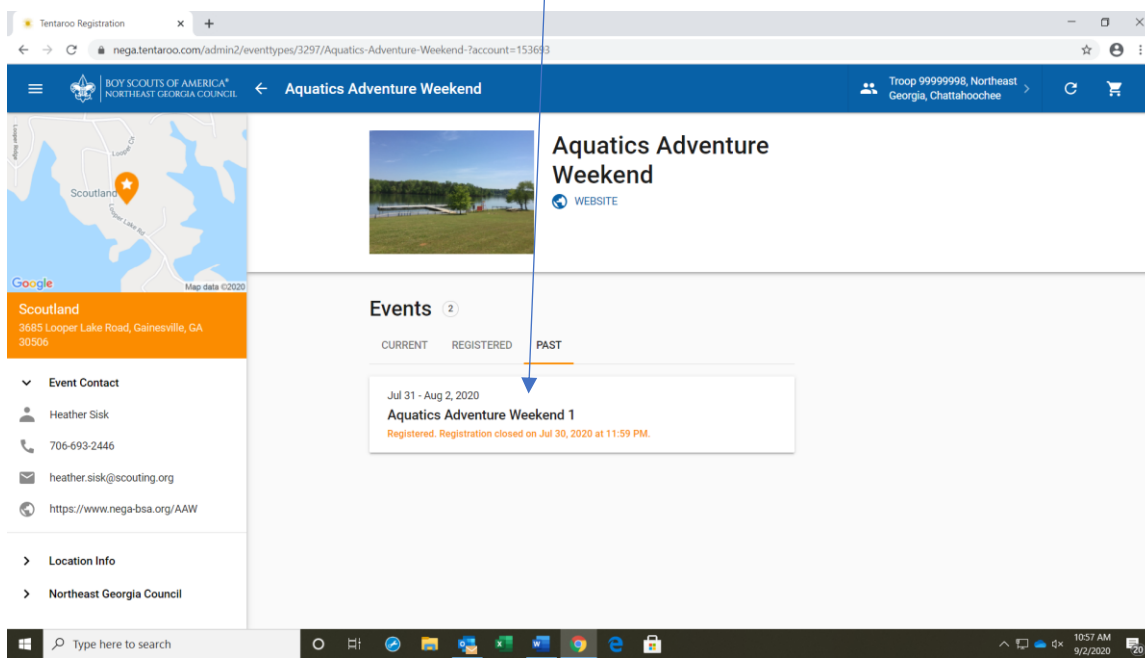
Step 4. Click on **Aquatics Adventure Weekend**.



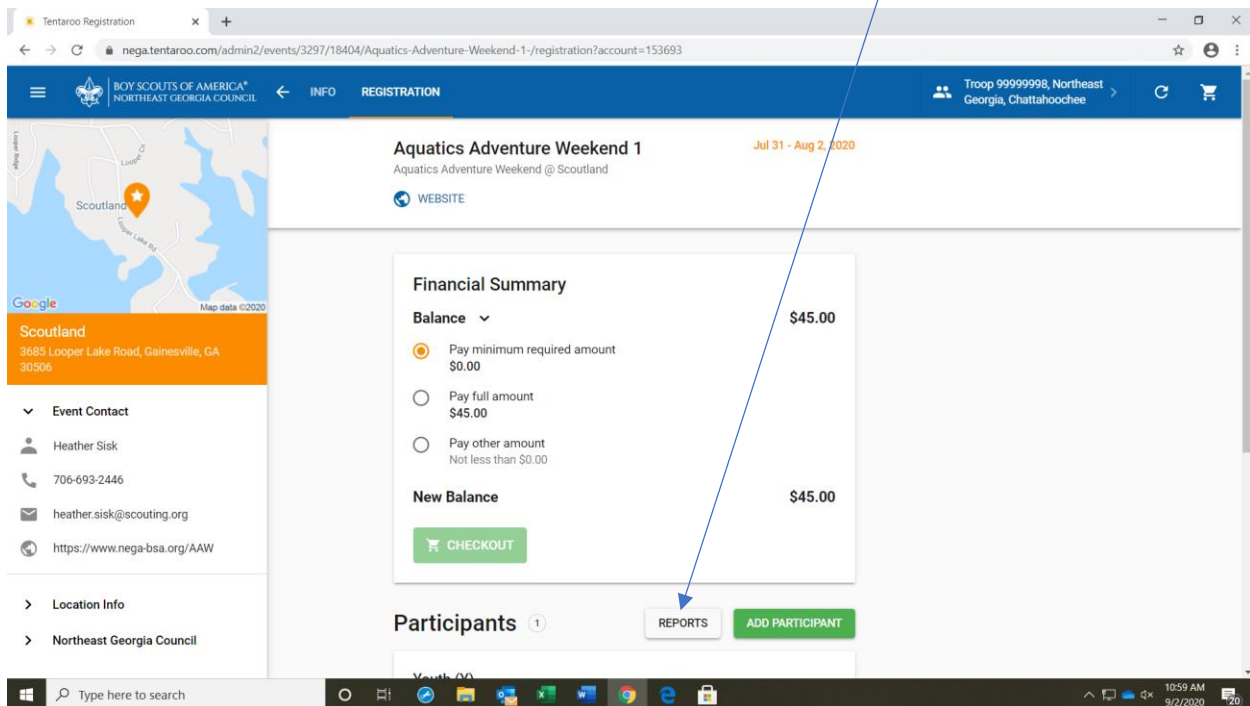
Step 5. Click on **Past** under Events



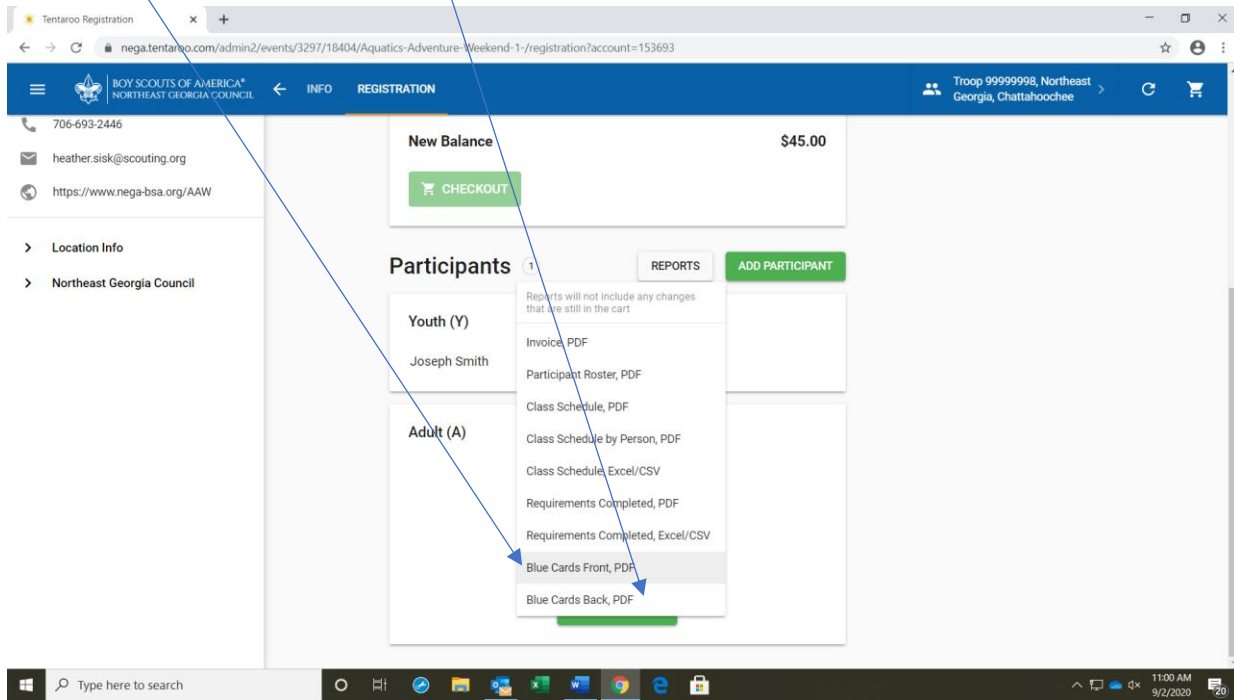
Step 6. Under Past click on the **Aquatics Adventure Weekend** you attend.



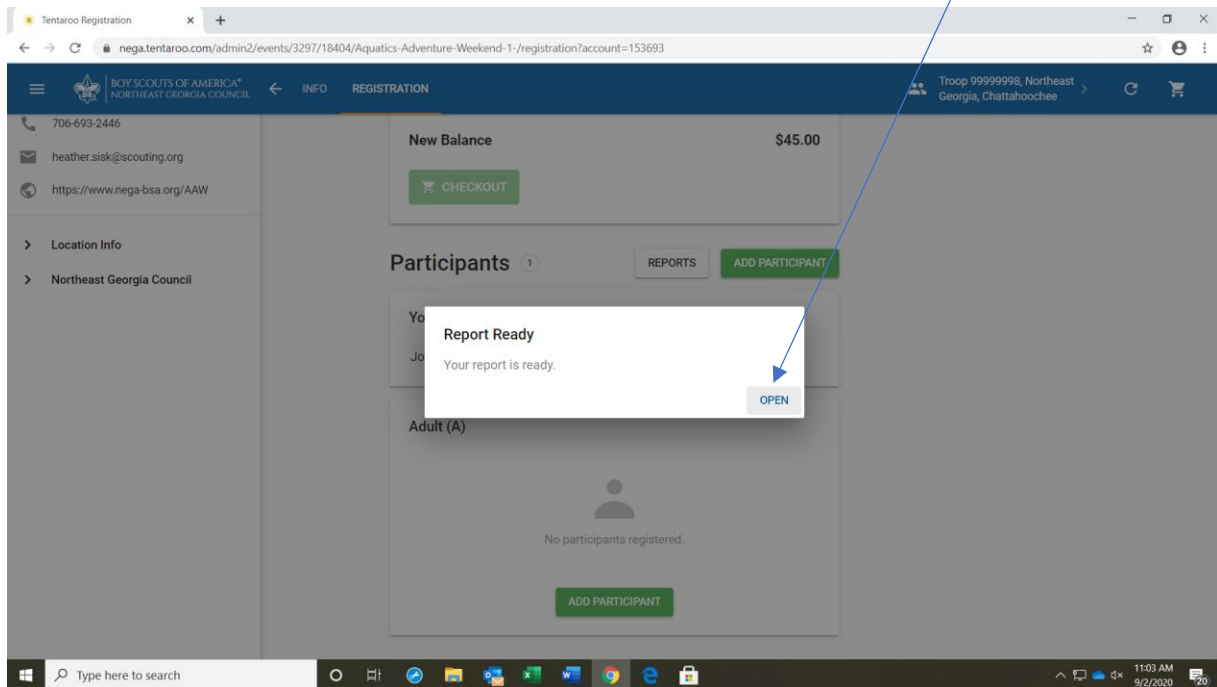
Step 7. This will take you to the Financial Summary Page. Click on the **Reports** Button.



Step 8. After clicking on the Reports Button, you will see different reports you can print including the **Blue Card Front, PDF** and the **Blue Card Back, PDF**.



Step 9. Click on Blue Card Front, PDF and then you will see this pop-up. Click **Open**.



Step 10. Your Blue Card Front, PDF will open for you to **Print!**

The screenshot shows a web browser window with the URL `nega.tentaroo.com/reports/bluecards_Troop9999998NortheastGeorgiaChattahoochee_front_20200902_110312100_102776705.108412.pdf`. The PDF content is as follows:

**Information for Applicant**

- A merit badge application can be approved only by a registered merit badge counselor.
- You **must** have a buddy with you (Scout buddy system) at each meeting with the merit badge counselor.
- Turn in your approved application to your unit leader. You will be awarded the merit badge emblem and certificate at a suitable occasion.

**Information for Counselor**

- Merit badge applications **must** be signed in advance by the applicant's unit leader.
- The Scout's buddy (Scout buddy system) **must** also be in attendance at all instructional sessions.
- You may not change any requirement, but you may share your knowledge or experience that will make the counseling more interesting and valuable.

**7 30176 34871 1**

Merit Badge Number	Date of Instruction	Counselor	Merit Badge Number	Date of Instruction	Counselor
3a	08/02/20	A	6	08/02/20	A
7a	08/02/20	A	7a	08/02/20	A
7b	08/02/20	A	7b	08/02/20	A
7c	08/02/20	A	7c	08/02/20	A
7d	08/02/20	A	7d	08/02/20	A
7e	08/02/20	A	7e	08/02/20	A
7f	08/02/20	A	7f	08/02/20	A
7g	08/02/20	A	7g	08/02/20	A
7h	08/02/20	A	7h	08/02/20	A
7i	08/02/20	A	7i	08/02/20	A
7j	08/02/20	A	7j	08/02/20	A
7k	08/02/20	A	7k	08/02/20	A
7l	08/02/20	A	7l	08/02/20	A
7m	08/02/20	A	7m	08/02/20	A
7n	08/02/20	A	7n	08/02/20	A
7o	08/02/20	A	7o	08/02/20	A
7p	08/02/20	A	7p	08/02/20	A
7q	08/02/20	A	7q	08/02/20	A
7r	08/02/20	A	7r	08/02/20	A
7s	08/02/20	A	7s	08/02/20	A
7t	08/02/20	A	7t	08/02/20	A
7u	08/02/20	A	7u	08/02/20	A
7v	08/02/20	A	7v	08/02/20	A
7w	08/02/20	A	7w	08/02/20	A
7x	08/02/20	A	7x	08/02/20	A
7y	08/02/20	A	7y	08/02/20	A
7z	08/02/20	A	7z	08/02/20	A

**APPLICATION FOR MERIT BADGE**

Name Joseph Smith  
 Address \_\_\_\_\_  
 City \_\_\_\_\_

is a registered Scout of Troop 9999998  
 District Chattahoochee  
 Council Northeast Georgia

I have discussed this merit badge with this Scout and recommended at least one merit badge counselor.

Date \_\_\_\_\_ Signature of unit leader  
 34124 2018 Printing  
**BOY SCOUTS OF AMERICA**

**APPLICATION FOR MERIT BADGE**

Name Joseph Smith  
 Address \_\_\_\_\_  
 City \_\_\_\_\_

is a registered Scout of Troop 9999998  
 District Chattahoochee  
 Council Northeast Georgia

I have discussed this merit badge with this Scout and recommended at least one merit badge counselor.

Date \_\_\_\_\_ Signature of unit leader  
 34124 2018 Printing  
**BOY SCOUTS OF AMERICA**

Step 11. Go back to Step 8. and click on the Blue Card Back, PDF. Then Open the report and Print the Back of your Blue Card!